

# SUGH.RBC/TD1049

(Particolari/Guarnizioni realizzate con processo di taglio da lastra con queste caratteristiche)

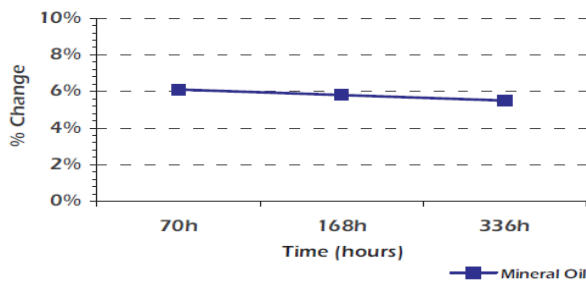
NBR+CORK 1049 sealing material is compounded with a Nitrile (NBR) rubber. This product is suitable for most transformer oils at application temperatures.

## DATI TECNICI/TECHNICAL DATA

Temperature Range		-30 / +125	°C
Stress range		2,5 to 15	MPa
Compressive Strength		>70MPa	
Density	ASTM297	950	Kg/m <sup>3</sup>
Hardness	ASTM D2240	75	SHORE A
Tensile strength	ASTM D412, Die C	3	MPa
Elongation		50	%

### OIL AGEING DATA<sup>(1)</sup>

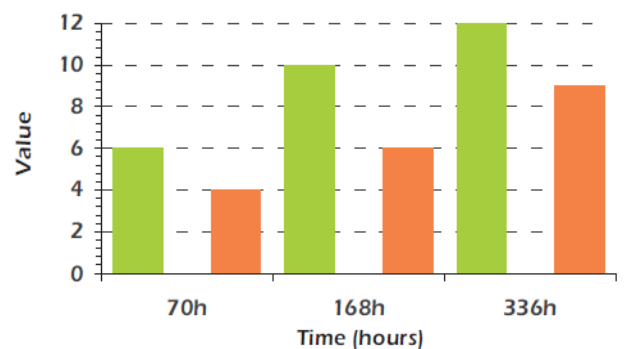
#### VOLUME CHANGE 336h @ 125°C



#### <sup>(1)</sup> PROPERTIES CHANGE 504h @ 125°C

Hardness Change (Shore A)..... -2  
Flexibility..... 4

### HEAT AGEING DATA, AIR @ 125°C<sup>(2,3)</sup>



<sup>(2)</sup> ASTM D2240

<sup>(3)</sup> ASTM F147

NBR+CORK 1049 is suitable for mineral and Silicone oil according to:

- ASTM D3455 – Test methods for compatibility of construction. Materials with electrical insulating oil of Petroleum origin.
- ASTM D5282 – Test method for compatibility of construction materials with silicone fluid used for electrical insulation.

**FLUID CONTACT:**(Mineral oil: Suitable) (Natural ester Oil: Suitable) (Silicone Oil: Suitable) (SF6 Gas: Acceptable)

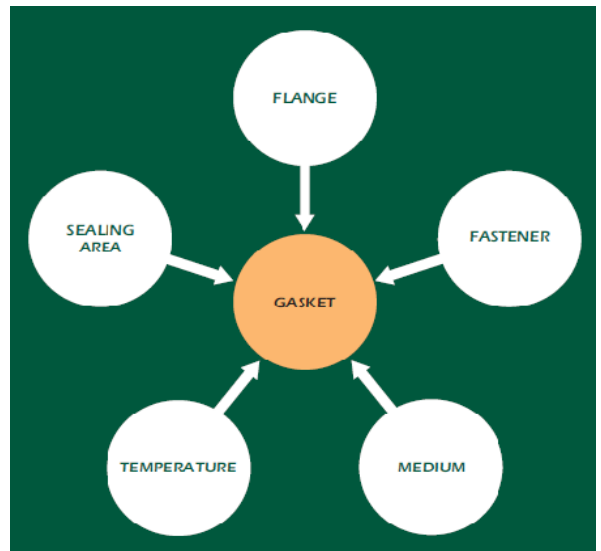
## REFERENZE / REFERENCES

- Asbestos Free
- Heavy Metals (Pb,Cd,Hg and Cr(VI)) Free
- Polycyclic Aromatic Hydrocarbons(PAH) free
- RoHS Compliant

**Guarnizioni piane in sugherogomma SCONSIGLIATE per pressioni superiori ai 6/8 bar.**

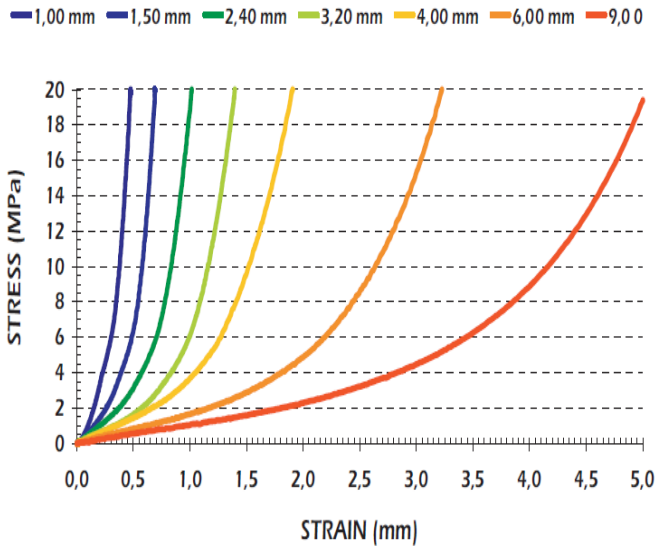
## Gasket Design Guidelines

A Gasket material suitability is defined by a variety of application factor shown in the adjacent diagram. The common perception that temperature and chemical resistance must be assured are only part of the equation. Sealing stress and system Distortion are Key characteristics that influence each other. Sealing Stress is defined by the total fastener loading for a given gasket contact area. System Distortion is a function of the hardware manufacturing process and assembly procedure or loading. The selection of the gasket thickness depends on these two factors.



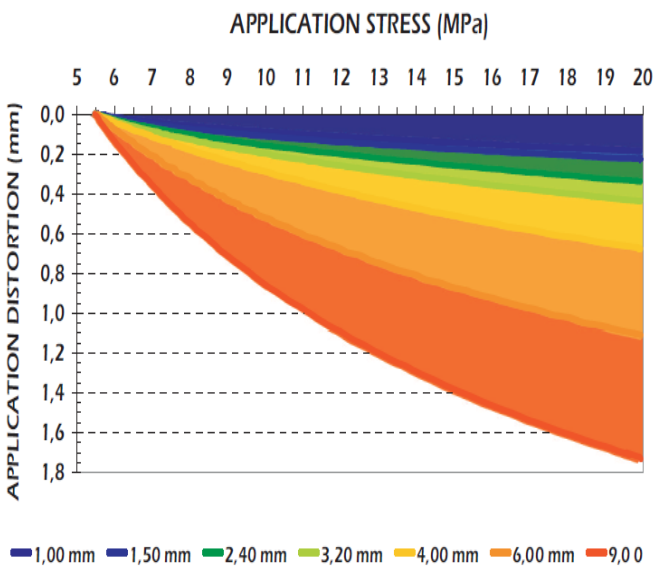
### Sealing Stress

A Load Deflection (LD) curve is a stress (Mpa) vs. strain(mm) curve. It is the load required to compress a material at a defined thickness a determinate deflection. It is very useful when making material selections to meet engineering requirements such as flange load or controlled compression applications. If you require LD data at different thickness, just ask us.



### System distortion

Conformability is the ability of a gasket material to conform to flange surface roughness and out-of-flatness. At given sealing stress a corresponding maximum allowable flange distortion thickness. Intersecting the hardware distortion and the respective sealing stress, a suggested material thickness is selected. However it is always recommended to validate the material thickness in your system due to unexpected flange distortion behavior.



# OMOLOGAZIONI

I manufatti da noi realizzati sono ottenuti con processo di taglio a freddo che non altera le proprietà chimico/fisiche del materiale. E' però un processo industriale NON asettico che può lasciare traccia di polveri (Talco, ...) che non ne alterano le proprietà. Si rende quindi necessaria la pulizia/sterilizzazione prima del suo utilizzo dove necessario.

ATTENZIONE: Le guarnizioni ed i nostri manufatti in genere non sono dispositivi di sicurezza. Ove siano presenti pericoli per la sicurezza delle persone (alte pressioni, alte temperature, fluidi pericolosi, ...) prevedere dispositivi aggiuntivi di sicurezza certificati.

E' compito del progettista dell'impianto scegliere il tipo di materiale adeguato e valutare eventuali pericoli di rottura del manufatto (Guarnizione, bandella, paracolpi, ...) e prevenirli.

## **Seguono le omologazioni disponibili:**

--